

Fitting Instructions

Rytons DamRyt® Air Brick Protector

Tools and fixings required:

Drill. Masonry drill bit. Spirit level.
High adhesive exterior silicone sealant.
8no. masonry wall plugs.
8no. screws.

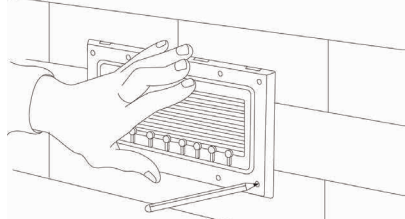
To install the cover:

Position over the frame with the tabs pointing upwards and snap together top and bottom.

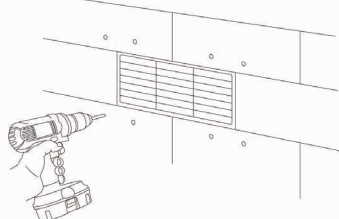
To remove the cover:

Release the tabs and lift away from the frame.

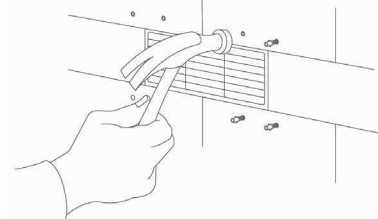
1



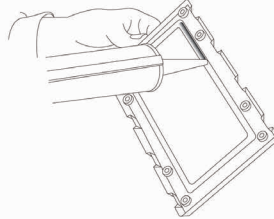
2



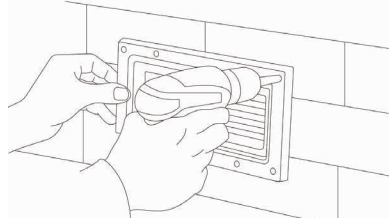
3



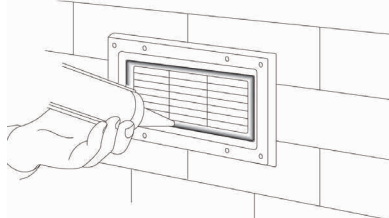
4



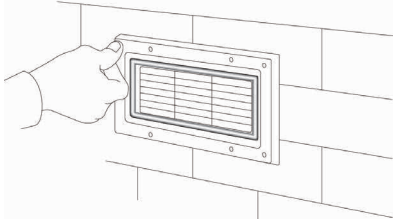
5



6



7



8

