

Issue 1  
January 2012




## Rytons NEW DamRyt® Range Flood & Render Protection

Full size guides, technical data sheets, images and installation videos available at:

[www.vents.co.uk](http://www.vents.co.uk)

For more information call:  
01536 511874



 Find us at:  
[facebook.com/rytons](https://www.facebook.com/rytons)

See us on  


105  
Approved  
Products



28  
Approved  
Products



44  
Tested  
Vents




12  
Tested  
Vents





# Rytons DamRyt® Rytweep® Protector



© Rytons

Low level cavity Rytweeps® are access points for flood water.



© Rytons

Plug your Rytweeps® with DamRyt® Rytweep® Protectors. Remove plugs as soon as flood water has receded.



© Rytons

Code: Rytons DAMWEEP

A simple plug for Rytons Rytweep® to protect the outlet from water penetration during flooding or blockage during rendering.

## Rytons DamRyt® Rytweep® Protector

- Flood and render protector for Rytons Rytweep®.
- Prepare for flooding by fitting when on flood alert. Minimises much of the damage caused by flood water entering through the cavity.
- Fit before rendering to prevent the outlet becoming blocked. Alleviates the time consuming task of finding and cleaning out weeps later.
- Quick and simple to fit with no fixing tools necessary.
- Flange aids correct positioning and helps prevent seepage.
- Specially shaped handgrip helps achieve a tight fit on installation and easy removal after use.
- Made from durable material for use time and time again.
- Tell your insurer you have Rytweep® flood protectors - it could help your premium.

# Rytons DamRyt® Slim Vent® Protector




© Rytons

Low level cavity Slim Vents® are access points for flood water.



© Rytons

Plug your Slim Vents® with DamRyt® Slim Vent® Protectors. Remove plugs as soon as flood water has receded.



© Rytons

Code: Rytons DAMSLIMVENT

A simple plug for Rytons Slim Vent® Minor and Flyscreened Slim Vent® Minor. Protects the outlet from water penetration during flooding or blockage during rendering.

## Rytons DamRyt® Slim Vent® Protector

- Flood and render protector for Rytons Slim Vents® Minor.
- Prepare for flooding by fitting when on flood alert. Minimises much of the damage caused by flood water entering through the cavity.
- Fit before rendering to prevent the outlet becoming blocked. Alleviates the time consuming task of finding and cleaning out vents later.
- Quick and simple to fit with no fixing tools necessary.
- Flange aids correct positioning and helps prevent seepage.
- Double handgrip helps achieve a tight fit on installation and easy removal after use.
- Made from durable material for use time and time again.
- Tell your insurer you have Slim Vent® flood protectors - it could help your premium.

# Rytons DamRyt® Air Brick Protector

Low level air bricks are often the first point of entry for flood water which can surge through at an alarming rate. Fitting Rytons DamRyt® Air Brick Protectors to all low level air bricks, grilles and gratings will create a flood water barrier and prevent much of the destruction caused by sub-floor flooding.



© Rytons

1) Install the permanently fixed frame around the 9" x 3" air brick.



© Rytons

2) Clip the cover to frame when on flood alert.



© Rytons

3) Your air brick is now protected.  
Remove the cover as soon as flood water has receded.



© Rytons

“ Buy specially designed covers that are easy to place over ventilation bricks. ”  
Environment Agency

## Rytons DamRyt® Air Brick Protector

- Flood protector for any 9" x 3" air brick, grille and grating.
- Permanently fixed frame with a 'snap' on cover that can be fitted in seconds.
- Hidden seal inside the cover helps prevent water seepage.
- Frame available in a choice of colours to complement external brickwork and render.
- Red cover attracts attention and acts as a reminder to remove it when flood water has receded.
- Colour matched frame allows your property to retain a normal appearance when not on flood alert.
- Temporary cover allows necessary sub-floor ventilation in normal circumstances.
- Frame manufactured from U.V. stabilised plastic to slow down the effects of sunlight.
- Frame easily installed by an experienced DIYer.
- Tell your insurer you have installed flood protection - it could help your premium.

### Code

Rytons DAMRYT®

### Size

Frame: 300mm L x 145mm H x 10mm D overall external.  
240mm L x 86mm H internal aperture.  
Cover: 305mm L x 162mm H overall external.

### Colours

Frame: Terracotta, buff/sand, white.  
Cover: Red.

For more images, videos and technical information on Rytons DamRyt® Flood Protection Range visit our web site at [www.vents.co.uk](http://www.vents.co.uk)

# Are you Ready for the Rain?

Find out if your home or business is in a flood risk area using our easy online flood maps.

Linked directly to the web sites of the Environment Agency for England and Wales and the Scottish Environment Agency for Scotland, you will have access to their latest live information on flood risks in your area.

Check out your postcode at [www.vents.co.uk/flood.asp](http://www.vents.co.uk/flood.asp)



## Technical Data Sheets

Available to download free of charge at [www.vents.co.uk](http://www.vents.co.uk). Alternatively, they are available by email, fax or post, contact us on **01536 511874** or email [lit@rytons.com](mailto:lit@rytons.com) with your request.

## AutoCAD drawings

Available for the majority of products by email, fax or post, call us on **01536 511874** or email [lit@rytons.com](mailto:lit@rytons.com) with your request.

## Contact Us

Please feel free to call or email us with your quotes, questions or queries.

Rytons Building Products Ltd  
Design House  
Kettering Business Park  
Kettering  
NN15 6NL

**T:** 01536 511874

**F:** 01536 310455

**E:** [admin@rytons.com](mailto:admin@rytons.com)

[www.vents.co.uk](http://www.vents.co.uk)

